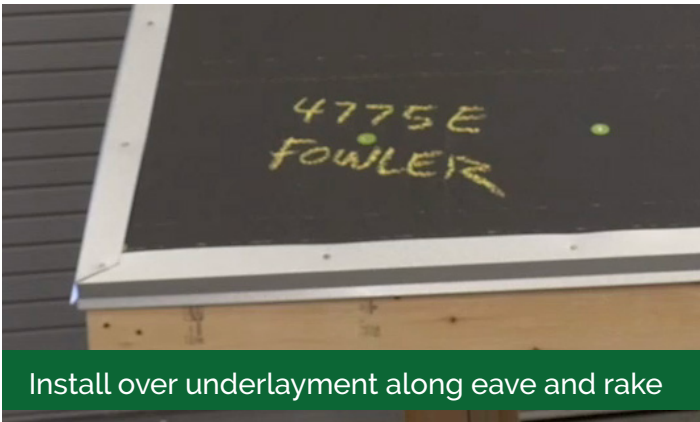





Installing Drip Edge in High Wind and High Wind & Hail Areas



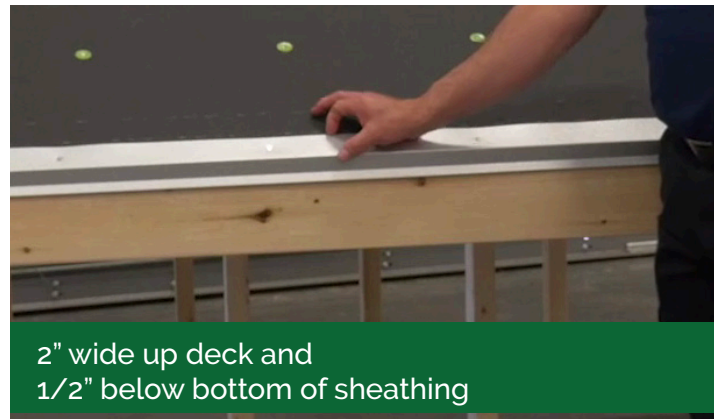
Install over underlayment along eave and rake



Nail every 12"



Minimum 3" overlap - secure with two nails



2" wide up deck and 1/2" below bottom of sheathing

Write the address on the roof deck.

- Take photos of:
- nail spacing
 - overlaps



Documentation Considerations

Complete the Roofing Compliance Form

