










Hiring A Contractor

Quality installation is a core part of the roofing equation.

IBHS and the National Roofing Contractors Association (NRCA) recommend these steps for choosing the right roofing professional:

-  Check for a permanent place of business, telephone number, tax I.D. number and, where required, a business license.
-  Request verification of professional liability insurance.
-  Look for a company with a proven track record; ask for and check client references and request a list of completed projects.
-  Insist on a written proposal. The proposal should include complete descriptions of the work and specifications, including approximate start and completion dates and payment procedures.
-  Verify whether the contractor is properly licensed or bonded.
-  Check to see if the contractor is a member of any regional or national industry associations, such as NRCA.
-  Call your local Better Business Bureau to check for any complaints that have been filed.
-  Have the contractor explain his project supervision and quality control procedures.
-  Carefully read and make sure you understand any roofing warranty offered; watch for provisions that would void the warranty.

Remember, price is only one criteria for selecting a roofing contractor. Professionalism and quality workmanship also should weigh heavily on your decision.



THE NATIONAL STANDARD FOR RESILIENT CONSTRUCTION

FORTIFIEDHOME.ORG